

# Larsen's®

## Fire-Rated Cabinets - *Flame-Shield*® Option

Supplemental\* Submittal and Detail Sheet for Fire-Rated: Architectural Series, Gemini Series, Cameo Series, Medallion Series, Vista Series, Rota Series, Fire Hose & Valve Cabinets, and Fire Blanket Cabinets. (NOTE: This supplemental Fire-Rated Submittal & Detail Sheet must be combined With the respective Submittal & Detail Sheet for the appropriate above listed cabinet series.)

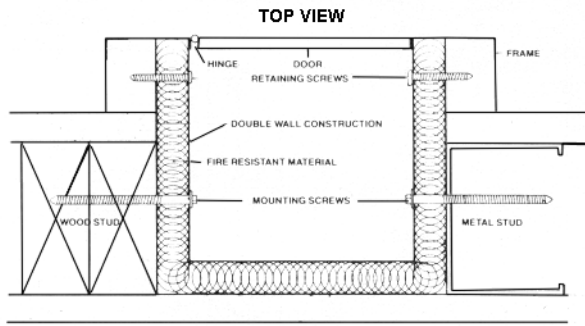
PROJECT: \_\_\_\_\_  
MODEL NUMBER: FS \_\_\_\_\_  
ARCHITECT: \_\_\_\_\_  
DATE: \_\_\_\_\_

LOCATION: \_\_\_\_\_  
QUANTITY: \_\_\_\_\_  
CONTRACTOR: \_\_\_\_\_  
DISTRIBUTOR: \_\_\_\_\_

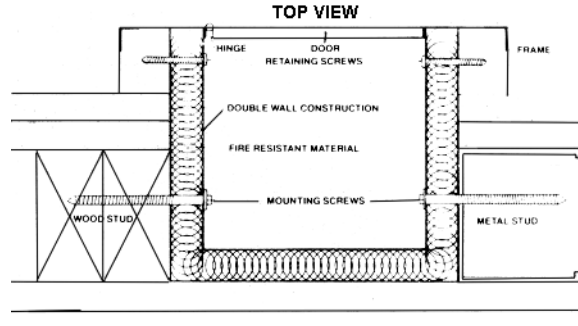
### SPECIFICATIONS:

The *Flame-Shield* fire-rated option is available for a variety of Larsen's fire extinguisher, fire department valve, fire hose, and fire blanket cabinets. It is designed specifically to maintain the integrity of one and two hour fire walls with all Larsen's recessed and semi-recessed cabinets. Warnock-Hersey has certified and listed Larsen's *Flame-Shield* fire-rated option for one and two hour combustible and non-combustible wall systems to meet the requirements of UBC Standard 43-B (ASTM E-814).

All boxes for cabinets with the *Flame-Shield* fire-rated option have a double wall of cold-rolled steel with baked acrylic enamel finish. The space between the double walls is lined entirely with 5/8" thick fire barrier material. All Larsen's cabinets with the *Flame-Shield* fire-rated option are provided with factory supplied anchoring devices.



ONE HOUR WALL SYSTEM



TWO HOUR WALL SYSTEM

**STEP 1:** Select fire-rated cabinet model number from the dimensions on the back of this sheet (or on attached sheet) and indicate on the top of this sheet. Because rough opening dimensions for fire-rated cabinets are larger than non-rated cabinets, please make sure the top of the dimension sheet refers to fire-rated cabinets and all model numbers are preceded by the prefix, "FS". The appropriate prefix for the respective Larsen's cabinet series should follow the "FS" prefix: Gemini (G), Cameo (C), Medallion (B for Brass or BZ for Bronze), Vista (V), Rota (R), Fire Hose (HC), Valve (VC), or Fire Blanket (FB). To specify aluminum trim and door, use the prefix, "AL" immediately before the model number. To specify stainless steel trim and door, use the prefix, "SS" immediately before the model number.

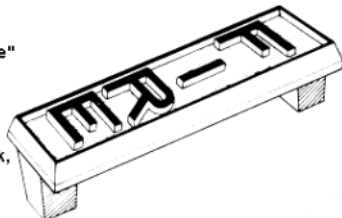
**NOTE:** For steps 2-5, please refer to attached Submittal & Detail Sheet for one of the following respective cabinet series: Architectural Series, Gemini Series, Cameo Series, Medallion Series, Vista Series, Rota Series, Fire Hose Cabinet, or Valve Cabinet.

**STEP 2:** Select Door Style and Door Glazing (if applicable)  
**STEP 3:** Indicate Trim and Door Material

**STEP 4:** Indicate Trim Projection  
**STEP 5:** Select Optional Die Cut Lettering

OPTIONAL "FIRE" HANDLE

Optional die cast "Fire" Handle is available at additional cost. Natural finish is standard. Optional finishes are red, black, and white.



Standard     Red     Black     White

OPTIONAL RECESSED HANDLE

Optional recessed cup handle is available at additional cost with Solid, H-Duo or V-Duo Doors. The recessed handle must be specified with 4" projecting trims in order for the cabinet to comply with ADA projection guidelines.



Recessed Handle With Solid Door



Recessed Handle with Full Glass or V-Duo Door

**LARSEN'S MANUFACTURING COMPANY - [www.larsensmfg.com](http://www.larsensmfg.com)**

7421 Commerce Lane N.E., Minneapolis, MN 55432 Phone: (763) 571-1181 FAX: (763) 571-6900

**FLORIDA DIVISION:** 3130 N.W. 17<sup>th</sup> Street, Ft. Lauderdale, FL 33311 Phone: (954) 486-3325 FAX: (954) 486-3352

